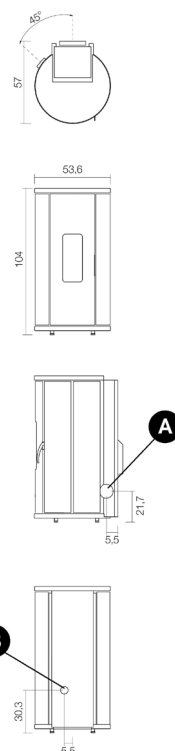




Nominal power	kW	9,5
Reduced power	kW	2,8
Nominal water useful power	kW	-
Reduced water useful power	kW	-
Nominal efficiency	%	86,5
Reduced efficiency	%	93
Heating volume (min-max)	m <sup>3</sup>	67 - 228
Nominal CO at 13% O <sub>2</sub>	%	0,005
Reduced CO at 13% O <sub>2</sub>	%	0,03
Nominal dust content at 13% O <sub>2</sub>	mg/Nm <sup>3</sup>	12
Boiler capacity (H <sub>2</sub> O)	l	-
Hopper capacity	kg	22
Combustible		Pellet ø6
Hourly consumption (min-max)	kg/h	0,6 - 2,3
Autonomy (min-max)	h	9,6 - 36,7
Ignition electrical absorption (max)	W	352
Operating electrical absorption (max)	W	84
Supply and frequency	V - Hz	230 - 50
Chimney flue depression	Pa	11
Exhaust diameter	mm	80
Combustion air inlet diameter	mm	60
Mass of smoke (min-max)	g/sec	3,1 - 6,8
Exhaust fumes temperature (max)	°C	221
Net weight	kg	98 - 108
Gross weight	kg	108 - 118
Exhaust fumes	see	A
Hole combustion air inlet	see	B
Ducting outlet	see	-



Art. 15A B-VG 2015  
BImSchV 2015  
Regensburg  
München  
Stuttgart  
Aachen



### MATCH

7014015	NEUTRAL STRUCTURE	EAN 8033123614702
6914019	Anthracite steel	EAN 8033123614931
6914017	White steel	EAN 8033123614917
6914025	Chrome steel	EAN 8033123615105
6914016	Red steel	EAN 8033123614900
6914018	Silver steel	EAN 8033123614924
6914036	White glass	EAN 8033123615341
6914037	Red glass	EAN 8033123615358
6914038	Mirror glass	EAN 8033123615365

### PLUS



Sealed chamber



Cast iron burning pot



Overheating protection



Burnproof handle



Comfort mode



Wi-Fi kit (optional)



Remote control



Daily weekly programming

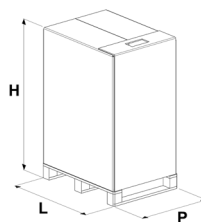


Connection to the external thermostat



Lateral exhaust

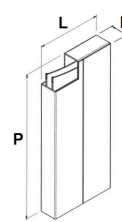
### STOVE PACKING



L (cm)	H (cm)	P (cm)
80	124,5	70

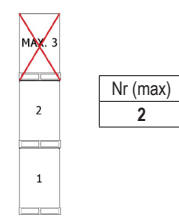
VOLUME (m <sup>3</sup> )	0,70
--------------------------	------

### LINING PACKING



	L (cm)	H (cm)	P (cm)
steel	48,5	8	94,5

### STOCKING



### TRANSPORT

